FINECORSA PNEUMATICO 3/2 NA G1/8

PNEUMATIC 3/2 NO G 1/8 END OF STROKE

CODICE / CODE **10001800114**

Viene utilizzato per interrompere il flusso di aria verso la camera di salita dei modular e quindi per arrestare la salita quando il cilindro arriva in una posizione stabilita. Il sistema viene normalmente utilizzato in alternativa alla fune di finecorsa collegata allo spool del modular.

It is designed to cut off the air flow to the tipping valve and therefore to stop the raise when the cylinder arrives at the planned position. This system is normally used as alternative to the end -of-stroke cable connected to the spool of the tipping valve.

Pressione max. 12 bar
Temperatuta di utilizzo -40° +140°C

Max. pressure 12 bar
Service temperature -40° +140°C

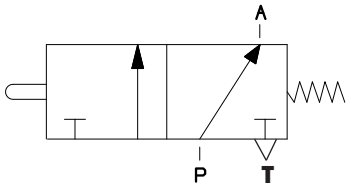

Schema di funzionamento NA
Functional diagram NO

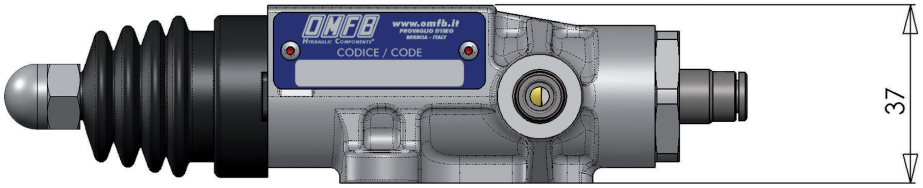

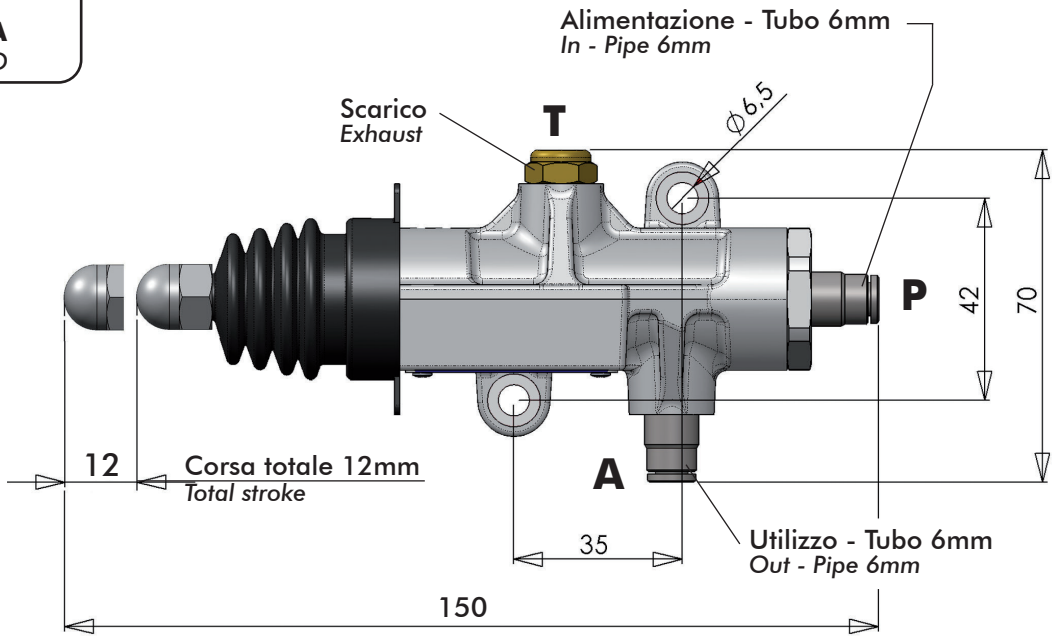

UTILIZZO ALTERNATIVO: invertendo gli attacchi dell'aria, il finecorsa può essere utilizzato come NC.
ALTERNATIVE USE: *if you invert the air ports the end of stroke can work as NC (Normally Closed).*

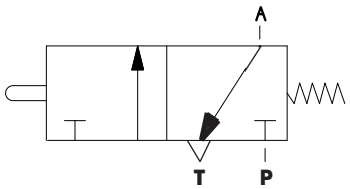

Schema di funzionamento NC
Functional diagram NC

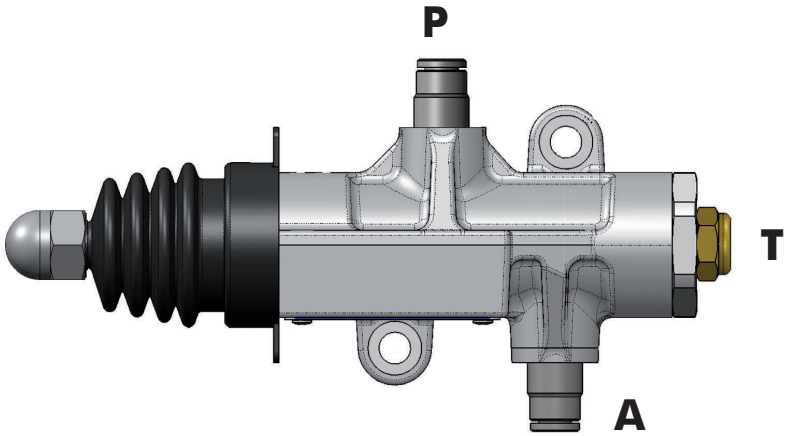

Data: Giovedì 02 agosto 2012

Codice foglio:99710001820 Rev: //

O.M.F.B. S.p.A. Hydraulic Components
We reserve the right to make any changes without notice.
Edition 2012.08 No reproduction, however partial, is permitted.
Via Cave, 7/9 25050 Provaglio d'Iseo (Brescia) Italy Tel.: +39.030.9830611
Fax: +39.030.9839207-208 Internet:www.omfb.it e-mail:info@omfb.it

OMFB HYDRAULIC COMPONENTS

COMPANY WITH QUALITY SYSTEM CERTIFIED BY DNV GL = ISO 9001 =

IMPORTANTE / *IMPORTANT*

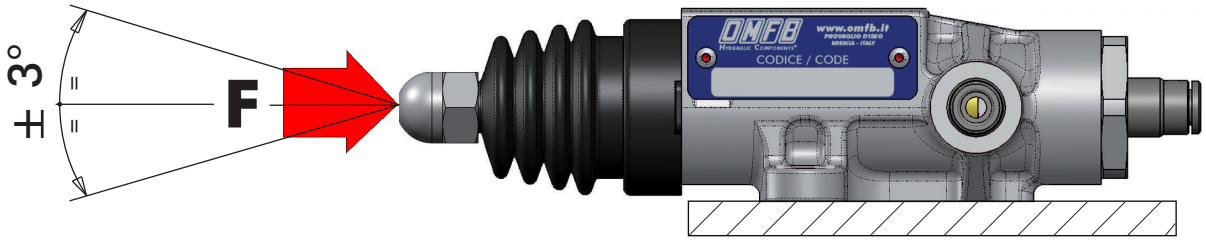

N.B. La forza **F** di azionamento in ***Kg*** deve essere superiore a **10 + p x 3.14** dove p è la pressione dell'aria espressa in bar.

PS: *the working force* ***F (Kg)*** *has to be higher than* ***10 + p x 3.14*** *, where p is the air pressure in bar.*

POSIZIONI DI ESERCIZIO / *WORK POSITIONS*



POSIZIONE DI RIPOSO
REST POSITION

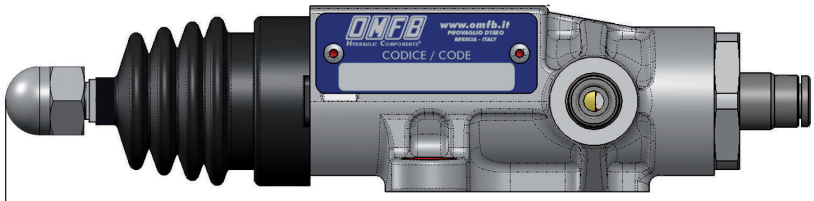

5

POSIZIONE DI SCAMBIO
EXCHANGING POSITION



12

CORSA TOTALE
TOTAL STROKE

EVITARE DI RAGGIUNGERE QUESTA POSIZIONE PER NON DANNEGGIARE IL FINECORSA
AVOID TO REACH THIS POSITION IN ORDER NOT TO DAMAGE THE END OF STROKE VALVE.

ESEMPIO DI MONTAGGIO
MOUNTING EXAMPLE

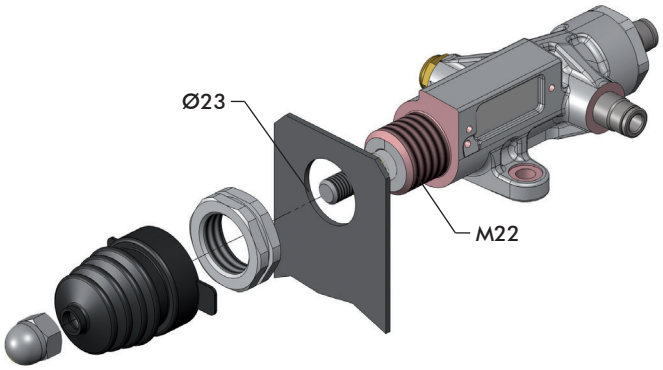

Data: Giovedì 02 agosto 2012
Codice foglio:99710001820 Rev: //

COMPANY WITH QUALITY SYSTEM CERTIFIED BY DNV GL = ISO 9001 =

O.M.F.B. S.p.A. Hydraulic Components
We reserve the right to make any changes without notice.
Edition 2012.08 No reproduction, however partial, is permitted.
Via Cave, 7/9 25050 Provaglio d'Iseo (Brescia) Italy Tel.: +39.030.9830611
Fax: +39.030.9839207-208 Internet:www.omfb.it e-mail:info@omfb.it