




ATTENZIONE! WARNING!

CODICE
CODE

12201100302



Inserire chiave nello staccabatteria.
Plug the key inside the battery switch.

ATTENZIONE!
Non ruotare la chiave in senso antiorario.
WARNING!
Do not turn the key in acw way.

Per attivare lo staccabatteria girare in senso orario.
Per disattivare riportare la chiave in posizione di partenza.
Turn the key in cw way to activate the battery switch.
Turn the key in acw way to deactivate the battery switch.

pag.1

OMFB



HYDRAULIC COMPONENTS

O.M.F.B. S.p.A. Hydraulic Components
We reserve the right to make any changes without notice.
Edition 2019.01 No reproduction, however partial, is permitted.
Via Cave, 7/9 25050 Provaglio d'Iseo (Brescia) Italy
Tel.: +39.030.9830611 Fax: +39.030.9839207-208
Internet:www.omfb.it e-mail:contatti@omfb.it

ATTENZIONE! WARNING!

CODICE
CODE

12201100302



Inserire chiave nello staccabatteria.
Plug the key inside the battery switch.

ATTENZIONE!
Non ruotare la chiave in senso antiorario.
WARNING!
Do not turn the key in acw way.

Per attivare lo staccabatteria girare in senso orario.
Per disattivare riportare la chiave in posizione di partenza.
Turn the key in cw way to activate the battery switch.
Turn the key in acw way to deactivate the battery switch.

pag.1

OMFB

HYDRAULIC COMPONENTS

O.M.F.B. S.p.A. Hydraulic Components
We reserve the right to make any changes without notice.
Edition 2019.01 No reproduction, however partial, is permitted.
Via Cave, 7/9 25050 Provaglio d'Iseo (Brescia) Italy
Tel.: +39.030.9830611 Fax: +39.030.9839207-208
Internet:www.omfb.it e-mail:contatti@omfb.it